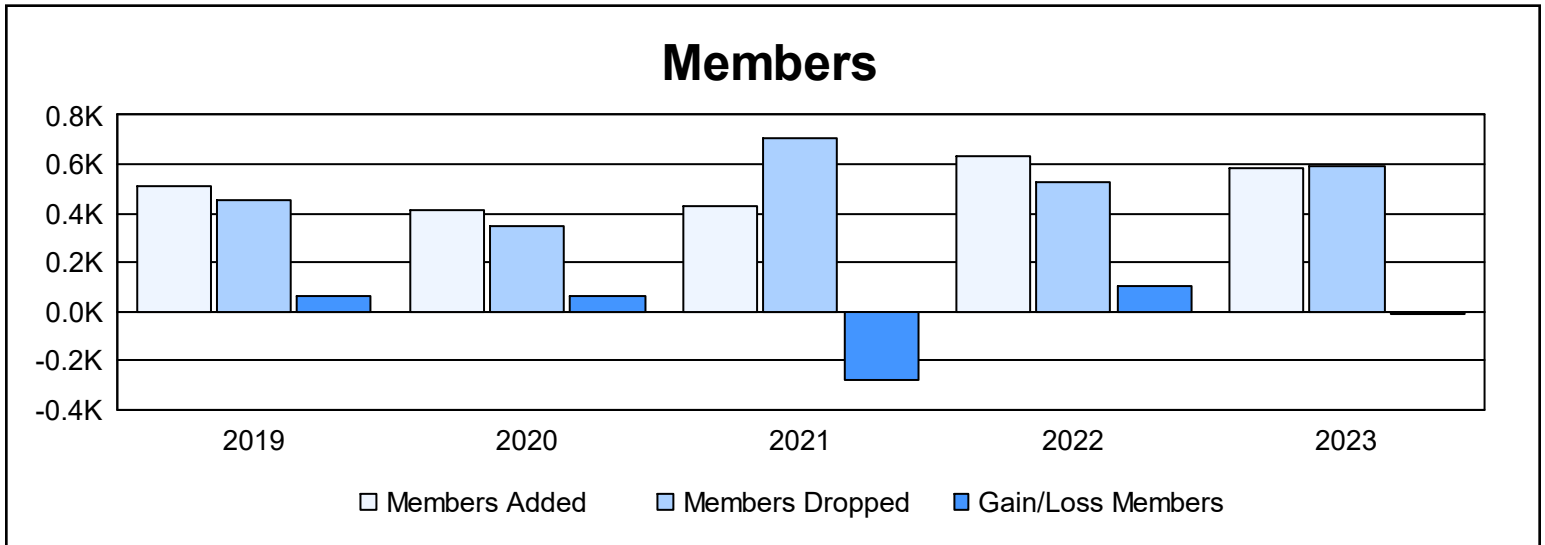
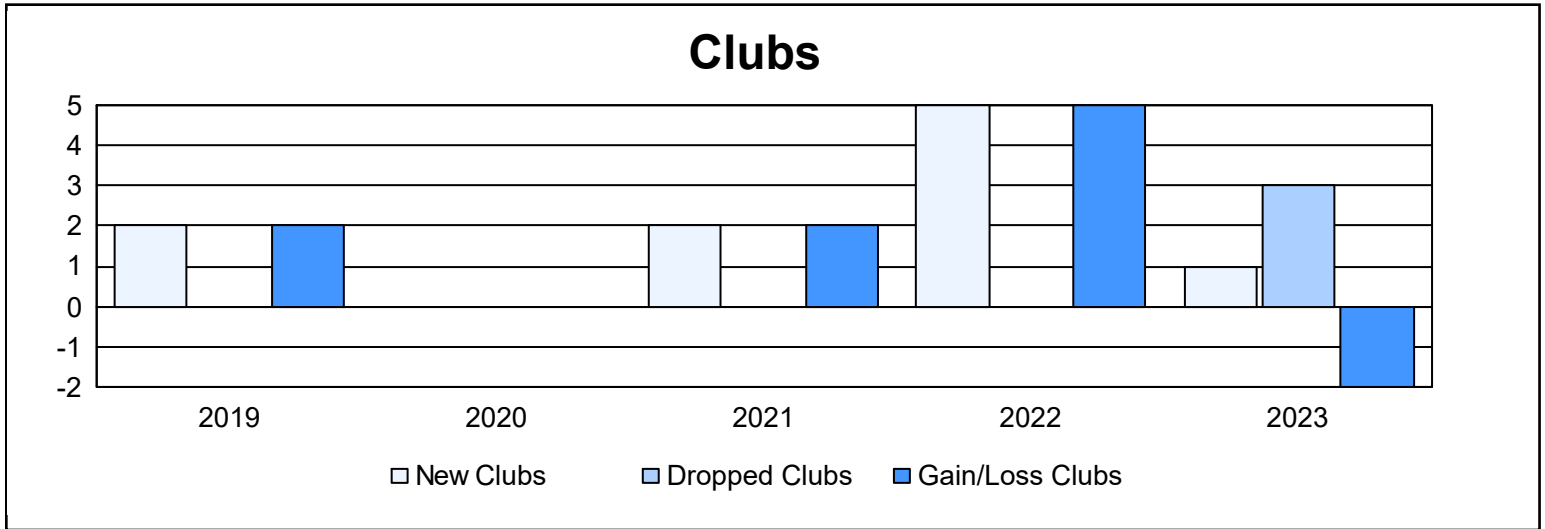
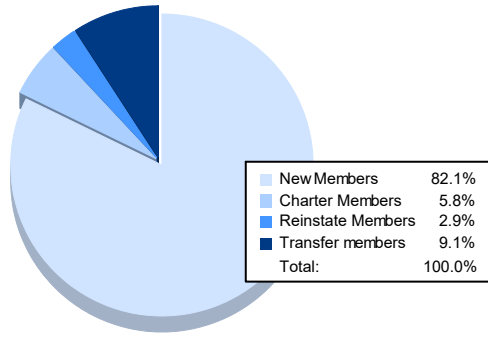


| Year           | New Clubs | Dropped Clubs | Gain/ Loss Clubs | New Members | Charter Members | Reinstate Members | Transfer Members | Total Member Added | Total Members Dropped | Gain/ Loss Members |
|----------------|-----------|---------------|------------------|-------------|-----------------|-------------------|------------------|--------------------|-----------------------|--------------------|
| 2018-2019      | 2         | 0             | 2                | 415         | 68              | 7                 | 23               | 513                | 453                   | 60                 |
| 2019-2020      | 0         | 0             | 0                | 364         | 5               | 16                | 27               | 412                | 346                   | 66                 |
| 2020-2021      | 2         | 0             | 2                | 325         | 67              | 10                | 29               | 431                | 709                   | -278               |
| 2021-2022      | 5         | 0             | 5                | 432         | 164             | 7                 | 29               | 632                | 525                   | 107                |
| 2022-2023      | 1         | 3             | -2               | 478         | 34              | 17                | 53               | 582                | 592                   | -10                |
| <b>Average</b> | <b>2</b>  | <b>1</b>      | <b>1</b>         | <b>403</b>  | <b>68</b>       | <b>11</b>         | <b>32</b>        | <b>514</b>         | <b>525</b>            | <b>-11</b>         |



### Membership Composition June 2023 Cumulative



### Gender Composition June 2023 Cumulative

